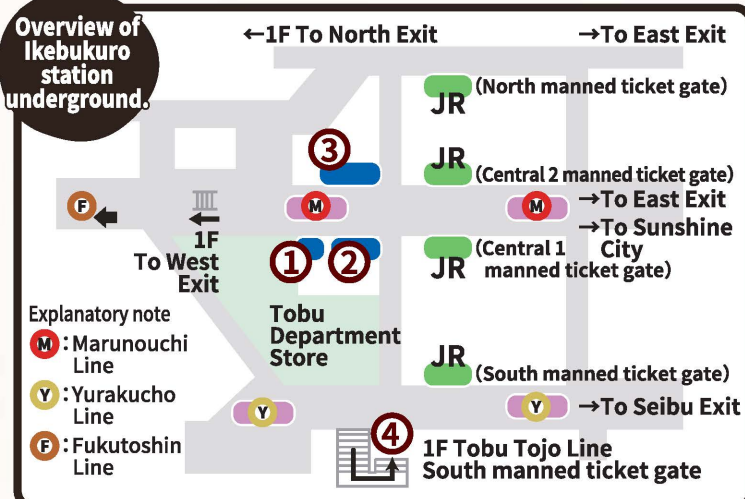


## Where to buy the Discount Pass

Passport is required when purchasing KAWAGOE DISCOUNT PASS and KAWAGOE DISCOUNT PASS premium.

Overview of Ikebukuro station underground.



Multilingual concierges are available



**Tobu Tourist Information Center Ikebukuro**  
Tobu Ikebukuro Station basement 1st floor. Directly connected to the station adjust to Tobu Department Store. Services available in English.

Foreign language-speaking staff will assist you. 8:00-16:00  
Holidays / Open all year round Phone number / +081(0)3-3984-0578  
EMAIL / ticikebukuro@tobutoptours.co.jp Languages / Japanese, English



2 Tobu Tojo Line counter in Ikebukuro Station Central gate 1 manned ticket gate



3 Tobu Tojo Line counter in Ikebukuro Station Central 2 manned ticket gate



4 1F Tobu Tojo Line counter in Ikebukuro Station South manned ticket gate

\* Ticket sales points at ②,③and ④ accept only cash payment.

## Stops on Tobu Tojo Line

## Ikebukuro Station~Kawagoe Station

When traveling from Ikebukuro Station, please take trains departing from platform 1 or 2.

Ikebukuro Station~Kawagoe Station, as fast as 26 minutes via Kawagoe Limited Express!

Service	Ikebukuro	Kita-Ikebukuro	Shimo-Itabashi	Oyama	Naka-Itabashi	Tokiwa-dai	Kami-Itabashi	Tobu-Nerima	Shimo-Akatsuka	Narimasu	Wakoshi	Asakadai	Shiki	Yanasegawa	Mizuhodai	Tsuruse	Fujimino	Kami-Fukuoka	Shingashi	Kawagoe	Kawagoeshi	Ogawamachi
Limited Express	●																					
Rapid Express	●																					
Express	●																					
Semi-Express	●																					
Local	●	●	●	●	●	●	●	●	●	●	●	●	●	●	●	●	●	●	●	●	●	●

**Caution: When returning to Ikebukuro Station**

Please be sure to take a train bound for Ikebukuro. An extra fare will be incurred if you take a train bound for Motomachi-Chukagai, Shin-kiba or Shonandai.

Can be used at Tobu Department Store in Ikebukuro  
**5% OFF coupon gift**

Show your "KAWAGOE DISCOUNT PASS" or "KAWAGOE DISCOUNT PASS Premium" and your passport at the Ikebukuro Tobu Department Store duty free counter (2nd floor) to get a 5%-off coupon.

Approx. **28% OFF**

When compared with train and bus fares used on model course with KAWAGOE DISCOUNT PASS Premium

English

# KAWAGOE PASS

**KAWAGOE DISCOUNT PASS Premium**

**KAWAGOE DISCOUNT PASS**



Adults **1,050yen**  
Children **540yen**  
(6-11 years old)



Validity period: Valid for the day of use within 1 month from the date of issue only



Adults **710yen**  
Children **370yen**  
(6-11 years old)



Ikebukuro Station~Kawagoe Station  
**26 minutes shortest via Kawagoe Limited Express!**

Point 1

Discount for round-trip train fare on Tobu Tojo Line from Ikebukuro Station to Kawagoe Station or Kawagoeshi Station! KAWAGOE DISCOUNT PASS Premium has unlimited rides between Kawagoe Station and Kawagoeshi Station!

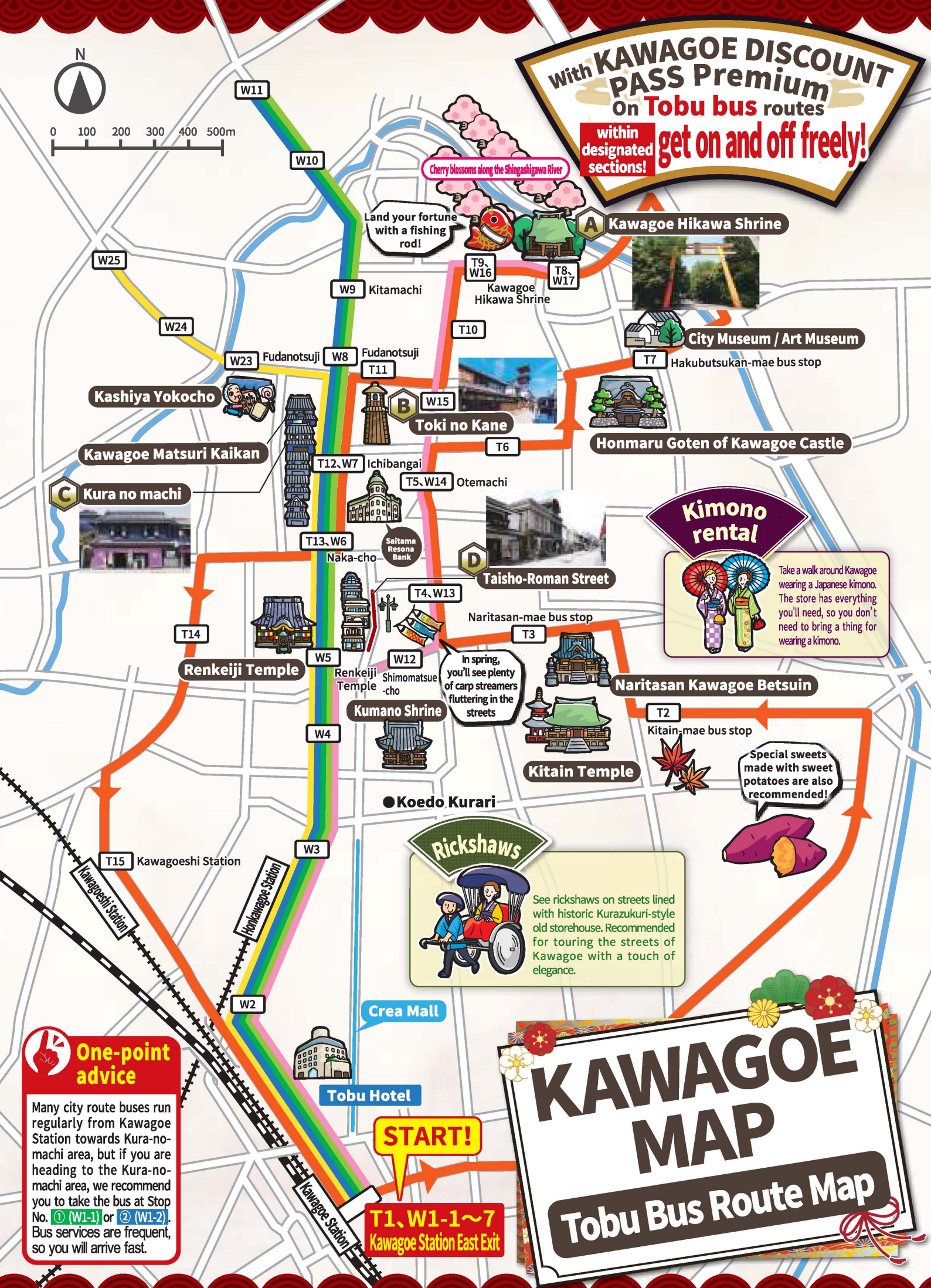
Point 2

With KAWAGOE DISCOUNT PASS Premium, you can also take buses in Kawagoe City!

KAWAGOE DISCOUNT PASS Premium gives you free all-you-can-ride Tobu bus services all day in designated sections, including the Tobu Koedo Loop Bus, which is very convenient for sightseeing! See central map for information on designated travel sections.

\* Please note that you cannot ride the bus using the KAWAGOE DISCOUNT PASS.  
\* Please be aware that depending on events such as the Kawagoe Festival, bus services may be diverted or suspended.





## Walk around Kawagoe

**A Kawagoe Hikawa Shrine**

A shrine where the principal guardian deity of Kawagoe is enshrined. The main hall is decorated with elaborate sculptures on the theme of the human figures that appear on floats during the Kawagoe Festival. 'Fishing for fortune' is popular here: this involves using a fishing rod to catch a toy fish with a lucky fortune slip attached.

W1-7 Kawagoe Station East Exit No. ① 10 minutes  
T1 Kawagoe Station East Exit No. ③ 20 minutes  
W1-1~5 Kawagoe Station East Exit No. ①, ②, ⑤ 8 minutes  
W17 Kawagoe Hikawa Shrine (get off)  
T8 Kawagoe Hikawa Shrine (get off)  
W9 Kitamachi (get off)

**B Toki no Kane (Time Bell Tower)**

Streets lined with black plaster walls and hinged double doors create a scene typical of the "Little Edo" of Kawagoe. Dominating the central area of Kawagoe, the Toki-no-Kane bell tower is a familiar symbol of the city.

W1-1~6 Kawagoe Station East Exit No. ①, ②, ⑤, ⑥ 7 minutes  
T1 Kawagoe Station East Exit No. ③ 12 minutes  
T5 Otemachi (get off) 5-minute walk  
T1 Kawagoe Station East Exit No. ③ 24 minutes  
T12 Ichibangai (get off)

**C Kura no machi (Kurazukuri-style old storehouse)**

Built in the wake of the Great Fire of Kawagoe in 1893, modeled after the style of several kurazukuri buildings that somehow escaped fiery destruction. Catch a glimpse of the atmosphere at the emergence of Japan's Meiji era.

W1-1~6 Kawagoe Station East Exit No. ①, ②, ⑤, ⑥ 7 minutes  
W7 Ichibangai (get off)  
T1 Kawagoe Station East Exit No. ③ 24 minutes  
T12 Ichibangai (get off)

**D Taisho-Roman Street**

A shopping district full of retro buildings that give a sense of nostalgia of Japan's beloved Taisho era. In the spring, more than 800 carp streamers flutter in the streets.

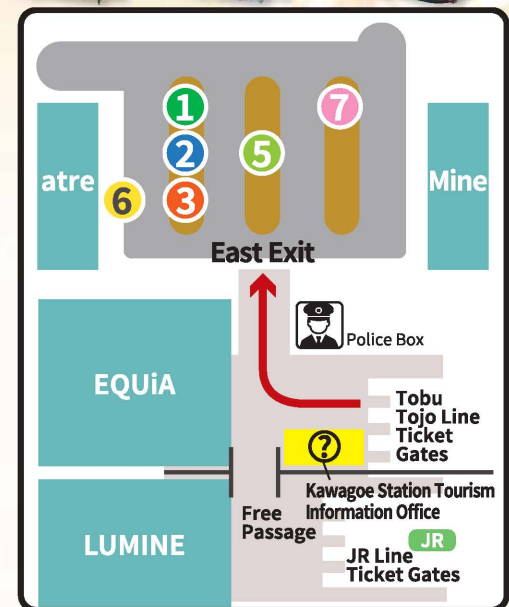
W1-1~6 Kawagoe Station East Exit No. ①, ②, ⑤, ⑥ 5 minutes  
W6 Naka-cho (get off) or 5 minutes  
W5 Renkeiji Temple (get off)  
W1-7 Kawagoe Station East Exit No. ③ 5 minutes  
W12 Shimomatsue-cho (get off)

**You can get special offers.**

**See here for details**

### Kawagoe Station East Exit Tobu Bus Terminal / Destination Information

Designated travel sections of one-day ticket			Kurano machi via	Kawagoe Hikawa Shrine via
For designated travel sections, please refer to the map in the center of this leaflet. You can use a one-day ticket for these.				
No. ① W1-1	For Shinmeicho-shako	—	○	—
No. ② W1-2	For Hachimandanchi-Higashi Matsuyama Station	—	○	—
No. ③ T1	KOEDO KAWAGOE LOOP Bus	—	△ ※1	○
No. ⑤ W1-5	For Okegawa Station (Via Yamagayado)	—	○	—
No. ⑥ W1-6	For Wakaba Station-Pioneer	—	○	—
No. ⑦ W1-7	For Saitama Medical University-Ageo Station West-Hirakata-Kawagoe Sports Park※2	—	—	○



**Either the Ichibangai or Fudanotsuji bus stop is the most convenient for strolling around the kurazukuri-style storehouse buildings.** Apart from the Tobu Koedo Loop Bus, Tobu Bus also operates a bus service that travels via the Kura-no-machi area, departing from the East Bus Stop No. ①②③⑤⑥. If traveling to the Kura-no-machi area, we recommend you to take a bus from either bus stop No. ① (W1-1) or bus stop No. ② (W1-2). Bus services are frequent, so you will arrive fast. You can get on and off freely within the designated travel sections. Even more convenient in combination with city route buses!

※1 It may take some time for the Tobu Koedo Loop Bus (No. ③) to arrive at the Kura-no-machi area, as it travels around various sightseeing spots.  
※2 When traveling to Hikawa Shrine, buses departing from bus stop ⑦ are convenient. However, please take care, as these do not go to Ichibangai or Fudanotsuji.

**Tobu Koedo Loop Bus Timetable**

**Check the timetable here**

<http://www.tobu-bus.com/en/kawagoe/>

**Please note:**

- Information on bus times and routes is current as of June 2023.
- Please be aware that bus timetables may be subject to revision.
- Valid period: Valid only for day of use, within one month of date of issue.
- Once the valid period expires, the pass will become invalid even if not used.
- If not used and still within the valid period, passes may be handed in for a refund (deduct a handling fee) where you bought.
- If you lose your pass, it will not be reissued.