
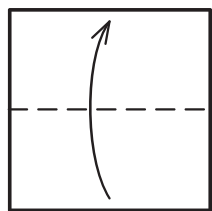
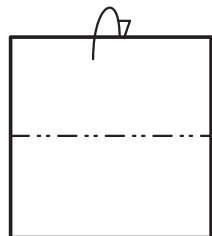


折り方の記号 ~SYMBOLS~

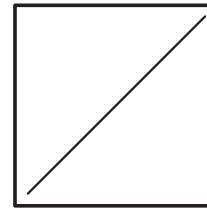
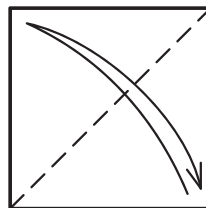
◆日本折紙協会では以下の記号によって折り方を示しています。



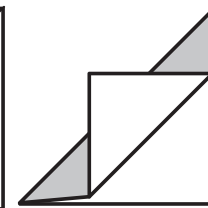
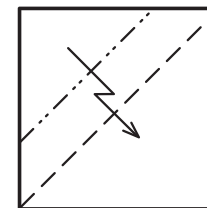
谷折り
VALLEY FOLD




山折り
MOUNTAIN FOLD



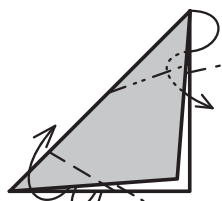
折りすじをつける
FOLD AND UNFOLD TO CREASE



段折り
FOLD AND FOLD



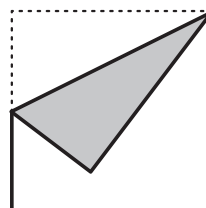
まくまたは同じ方向にくり返し折る
FOLD OVER AND OVER



中わり折り
INSIDE
REVERSE FOLD

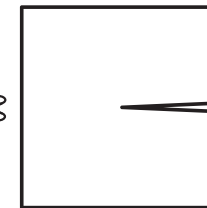



かぶせ折り
OUTSIDE REVERSE FOLD




仮想線
IMAGINARY LINE


(元の形または次の形などを示す)



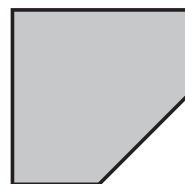

切りこみをいれる
CUT



おもてに折る
FOLD IN FRONT



うしろに折る
FOLD BEHIND



うらがえす(天地の移動はありません)
TURN THE MODEL OVER

ひらく
OPEN



つぶす
SQUASH
押しこむ
PUSH IN

図を拡大する
ENLARGE



図を縮小する
REDUCE



位置の転換
TURN THE
MODEL

さしこむ
INSERT
引き出す
PULL OUT



ふくらます
BLOW UP